

NOTE

The cleaning procedure is described in detail in the operating instructions. Read the operating instructions carefully and observe the safety instructions.

WARNING

Risk of scalding! Hot water and hot steam will be dispensed during cleaning. When the cleaning program is running, keep away from the outlets.

Tools



Cleaning tabs



AMC cleaner



Cleaning container




Cleaning cloth

Key

■ Unit option (e.g. instant system)

■ Interval (e.g. daily, weekly etc.)

■ Optional action, you may have to do this



17. Option Instant System



18. Option Instant System



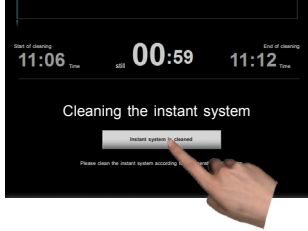
19. Option Instant System



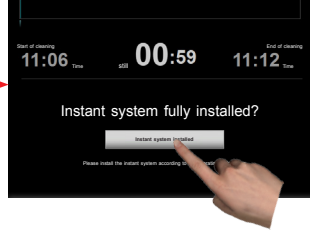
20. Option Instant System



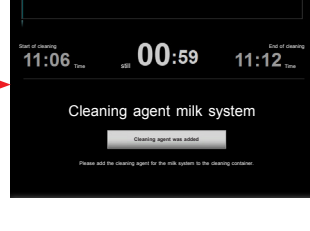
21. Option Instant System



22. Option Instant System



23. Cleaning of full system



24.



25.




26.

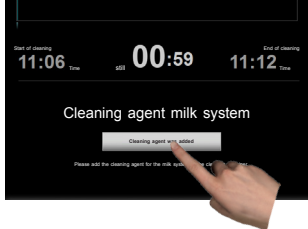


OR

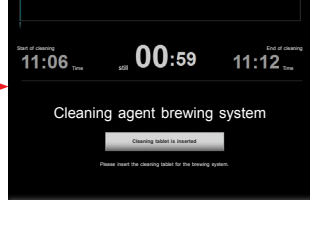
27.



28. Cleaning of full system



29. Cleaning of full system



30.



31.



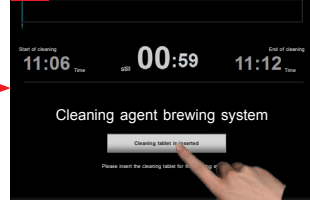
32.



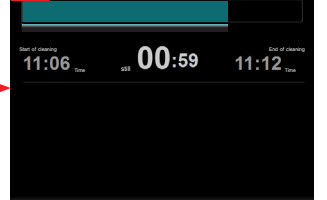
33.



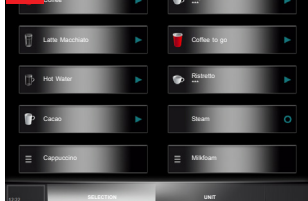
34. Cleaning of full system



35. Cleaning of full system



36.



37.



38.



39.

